



Level
3

BOOK **1**

Benchmark **ENGLISH**™



Introduction

Get Ready

This section introduces the content of the unit with a related picture and a question to stimulate learners' interest.

Key Words

This section introduces the unit's Key Words and helps learners understand and practice them.

Focus

This question helps learners know what to focus on while reading the passage.

Reading Passage

The reading passage presents various fiction and nonfiction texts with illustrations and pictures.

Check

Learners can quickly check their understanding before moving on to Reading Comprehension.

1 Jimena Visits a Museum

Key Words

1 Listen and repeat the words.

2 Look at the pictures with their meanings and write the words.

3 What subject does the girl like?
Art Music Science

Jimena Visits a Museum

Jimena and her mom arrive at the museum. Mom leads Jimena into a gallery. Colorful paintings are all around them.

"Look at this painting," says Jimena.

"I like this painting very much." Mom tells Jimena about the painter. "This painter's name is Pablo Picasso. He's my favorite painter," says Mom.

What is the name of Mom's favorite painter?

Jimena likes painting with watercolors. She paints every day after school.

"Mom, look at my painting," says Jimena.

"You paint very well," says her mom.

"Thanks, Mom. I want to be a painter," says Jimena.

"Do you want to learn more about painting?" asks Mom.

"Yes, I want to," says Jimena.

"Then we can go to the museum to see some paintings," says Mom.

"Yes, please!" answers Jimena.

More Words

More Words presents words other than the Key Words that are related to the topic.

Reading Comprehension

1 Choose the correct answer.

2 Why does Jimena's mom take Jimena to a museum?

3 Check T for true or F for false.

4 Write the correct words to complete the sentences.

Reading Skill

This section helps learners to outline the passage by using various reading skills.

Build Language

1 Complete the story elements with the correct words.

2 Read the sentences and fill in the blanks by using the given words.

Reading Comprehension

This section provides various reading comprehension questions. Learners can check how well they understand the passage by solving multiple-choice, true-false, and fill-in-the-blank questions.

Retell/Summary

Learners can retell or summarize the passage by choosing or adding the correct words to complete the sentences.

Build Language

This section presents the main sentence pattern in the passage. Learners can practice their reading and writing skills with the questions provided.

Connect Your Ideas

This section allows learners to connect personally with the unit's topic by making them think about their own experiences.

Workbook


The workbook enables learners to review the entire unit through three sections.

- Vocabulary Practice: Learners can review the Key Words and the More Words in the unit.
- Sentence Practice: Learners can practice reading and writing sentences from the passage.
- Reading Practice: Learners can check how well they understand the passage.


Scope and Sequence

LEXILE® 300L–420L

 My Interests	Unit	Title	Subject	Genre	Key Words	Reading Skill	Build Language	Page
	1	Jimena Visits a Museum	Art	Fiction	colorful, gallery, lead, painter, painting, watercolor	Story Elements	I want to be a painter.	6
	2	Salsa, Maestro!	Music	Fiction	auditorium, guest, instrument, musician, practice, trombone	Story Elements	I play the drums.	14
	3	My First Aquarium	Science	Nonfiction	aquarium, filter, heater, set up, stone, tank	Sequencing	The fish eat little flakes of fish food three times a day.	22

 How Animals Live	Unit	Title	Subject	Genre	Key Words	Reading Skill	Build Language	Page
	4	Food in the Forest	Science	Nonfiction	animal, chipmunk, food chain, hawk, hunt, nut	Main Idea and Key Details	All animals need food to live.	30
	5	Animals and the Seasons	Science	Nonfiction	autumn, fur, get ready for, lay eggs, save, young	Classifying Information	Many young animals learn to find their own food.	38
	6	Penguins in Antarctica	Science	Nonfiction	Antarctica, belly, cold, feather, flipper, stiff	Main Idea and Key Details	Penguins in Antarctica need to stay warm.	46

 Around the World	Unit	Title	Subject	Genre	Key Words	Reading Skill	Build Language	Page
	7	Same and Different: Kids Around the World	Social Studies	Nonfiction	clothing, dumpling, head scarf, live, tent, wool	Summarizing Information	Our homes look different.	54
	8	The Friendship Bridge	Literature	Fiction	friendship, monster, river, shake hands, silence, village	Story Elements	Villagers on both sides clapped and cheered.	62
	9	I Am Colombia!	Geography	Nonfiction	beach, country, flat, mountain chain, plain, rainforest	Main Idea and Key Details	There are three horses on the plains.	70

 Looking into the Light	Unit	Title	Subject	Genre	Key Words	Reading Skill	Build Language	Page
	10	Mutt in Michigan	Literature	Fiction	beautiful, fresh, shiny, sniff, tired, wonder	Cause and Effect	Mutt wondered what the shiny thing was.	78
	11	Light and the Sun	Science	Nonfiction	far away, fire, firefly, give off, heat, star	Main Idea and Key Details	The sun gives us light.	86
	12	Artificial Light	Science	Nonfiction	artificial, lightbulb, light up, neon sign, streetlight, table lamp	Classify and Categorize	Open the refrigerator, and you will see lightbulbs.	94

Jimena Visits a Museum



- What subject does the girl like?
 - Art
 - Music
 - Science

Get Ready

What are you interested in the most?

My Interests


Key Words





A Listen and repeat the words.



B Look at the pictures with their meanings and write the words.

1.  a picture made with paint

2.  a room for showing art

3.  having many colors

Jimena Visits a Museum



157 words



Focus What does Jimena learn at the museum?

Jimena likes painting with watercolors.

She **paints** every day after school.

“Mom, look at my **painting**,” says Jimena.

“You paint very well,” says her mom.

“Thanks, Mom. I **want** to be a **painter**,” says Jimena.

“Do you want to learn more about painting?” asks Mom.

“Yes, I want to,” says Jimena.

“Then we can go to the **museum** to see some paintings,” says Mom.

“Yes, please!” answers Jimena.




Jimena and her mom arrive at the museum. Mom **leads** Jimena into a **gallery**. **Colorful** paintings are all around them.

“Look at this painting,” says Jimena.

“I like this painting very much.” Mom tells Jimena about the painter. “This painter’s name is Pablo Picasso. He’s my **favorite** painter,” says Mom.

Check What is the name of Mom’s favorite painter?



“I like this painting. Is it also by Picasso, Mom?” asks Jimena.

“Yes. It’s called *Woman with Yellow Hair*,” says Mom.



“Can we see more of Picasso’s paintings?” asks Jimena.

“Yes, let’s go to the other gallery,”

Mom answers.


Check What is the name of the painting that Jimena likes?



Reading Time:

_____ m
_____ s

More Words: paint want museum favorite



A Choose the correct answers.

- What is the reading passage mainly about?
 - What Jimena learns at the museum
 - Why Jimena uses watercolors for painting
 - Why Mom likes *Woman with Yellow Hair*
- Why does Jimena’s mom take Jimena to a museum?
 - Jimena wants to read many books.
 - Jimena wants to learn more about painting.
 - Jimena wants to draw pictures like her mom.
- Jimena wants to be _____ like Picasso.
 - a doctor
 - a painter
 - a teacher

B Check T for true or F for false.

- Jimena doesn’t want to show her painting to her mom. T F
- Jimena’s mom thinks seeing many paintings is good for learning art. T F
- Jimena learns about Picasso from her mom. T F

C Write the correct words to complete the sentences.

- Jimena often uses w _____ for her paintings.
- Jimena is excited to go to the m _____ with her mom.
- Jimena sees many colorful p _____ in the gallery.

Complete the story elements with the correct words.

Characters

- Jimena
 - Jimena loves to paint.
 - She wants to be a _____.
- Jimena's mom
 - Mom likes Pablo Picasso.
 - She takes Jimena to a museum.

Setting The story takes place in a _____ with many paintings.

Events

- Jimena _____ a museum with her mom.
- Mom talks about her _____ painter, and Jimena likes his paintings.

favorite gallery painter visits

Retell Circle the correct words to complete the sentences.



1. Jimena paints / goes to the museum every day. She wants to learn more about painting.
2. Jimena and her mom go to the museum / park to see some paintings.
3. Mom talks about her favorite gallery / painter , Pablo Picasso.
4. Jimena likes Picasso's paintings and goes to the other gallery to buy new watercolors / see more paintings .

want to ...





Read the sentences and fill in the blanks by using the given words.

I **want to be** a painter.

I **want to go** to the museum.

I **want to learn** more about painting.

1. I _____ a picture. (draw) 
2. I _____ a cook. (be) 

CONNECT Your Ideas

What do you want to be when you grow up? Check and talk.



singer



police officer



doctor



photographer

 I want to be a _____ when I grow up.