









CONTENTS

Unit		Title	Page
01		My Plant Life Science	6
02		Beautiful Fall Life Science	10
03		At the Supermarket Social Studies	14
04		Baby Animals Life Science	18
05		Fun in Class Social Studies	22
06		Dots in Art Art	26
07		What Do Animals Eat? Life Science	30
08		Love Your Pets Social Studies	34



Unit		Title	Page
09		Save Energy Social Studies	38
10		Animals' Homes Life Science	42
11		Tiny Travelers Life Science	46
12		I Am a Bird Life Science	50
13		Get Ready! Social Studies	54
14		Where Do They Live? Life Science	58
15		Winter Play Physical Education	62
16		What Is Long? Life Science	66
Unit Words			70

▶03
My Plant

▶02
Key Words



flower



leaf




stem



fruit



root



✓ **Find & Draw** see = ○ under = △



I have a plant.
I see **flowers**.
I see **leaves**.
I see **stems**.
I see **fruits**.
I can't see **roots**.
Where are the roots?
The roots are under the soil!

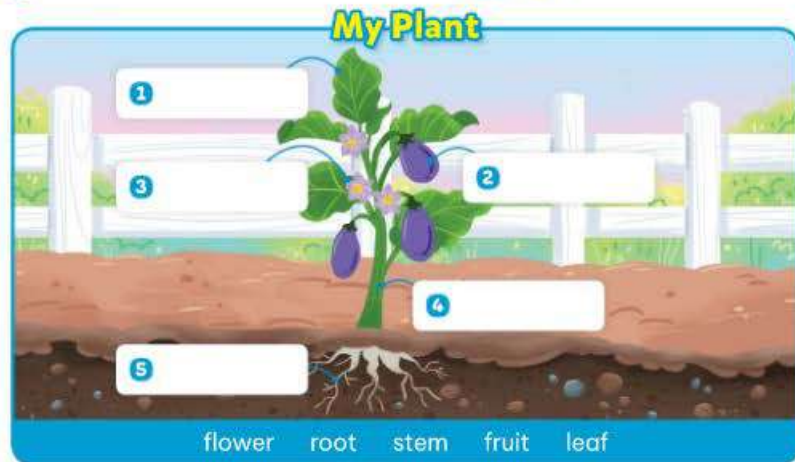
LOOK ✓

Circle a **flower** in the picture.



Words to Sentences

A Look and write the correct words. ✓ ↺



B Complete the sentences. ✓ ↺

I see flowers.

1 I see

2 I see fruits.

3 see leaves.

see I stems.

Comprehension

A Check the correct pictures. ✓ ↺

1 I have a plant.



2 I see flowers.



B Circle the correct answers. ✓ ↺

1 I see stems.

Yes No

2 I see fruits.

Yes No

3 I see roots.

Yes No

C Circle and write the correct answers. ✓ ↺

1 I see leaves | fruits.

2 The flowers | roots are under the soil.